

# BRITISH CARRIAGE DRIVING



## Open Singles Dressage Test (2021)

**Arena size:  
80 x 40 metres**

This document is designed for double-sided printing:

- Dressage test sheet for Open Singles - Print pages 3 & 4
- Movement diagram from A (competitors) - Print pages 5 & 6
- Movement diagram from C (judges) - Print pages 7 & 8



**PLEASE CONSIDER THE ENVIRONMENT  
ONLY PRINT THE PAGES YOU ACTUALLY NEED**

***This Dressage Test is Copyright © British Carriage Driving***

This test and its associated diagrams is for personal use by British Carriagedriving members.  
It may not be copied, reproduced or sold in any form without permission from  
British Carriage Driving.

Please contact [email@britishcarriagedriving.co.uk](mailto:email@britishcarriagedriving.co.uk) or telephone +44 7494 876 814

## FILLER PAGE

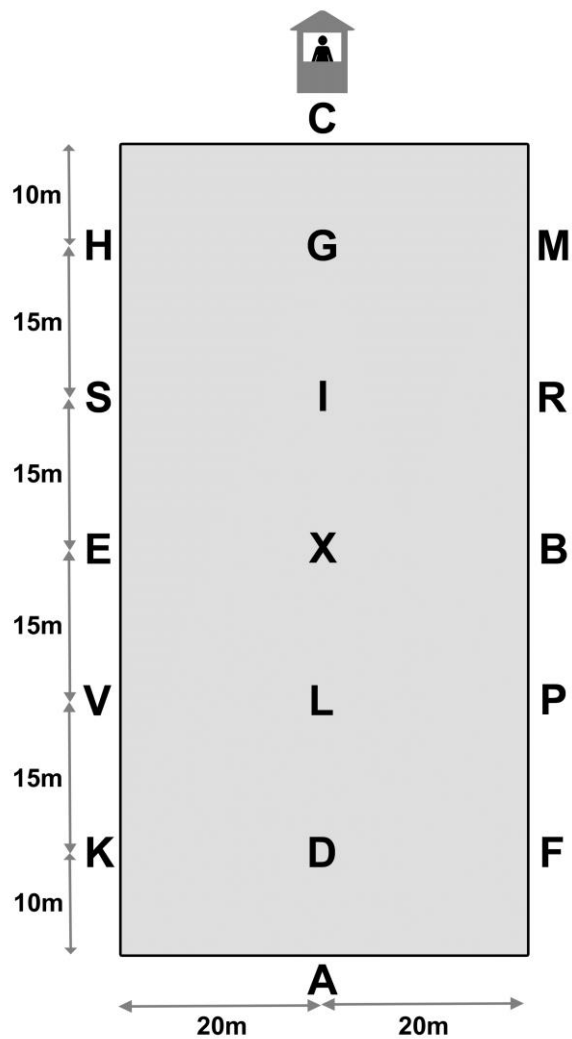
This page is the inside front cover.

It is here to ensure that test sheets and diagrams print on the correct sides of paper when using double-sided printing.



**PLEASE CONSIDER THE ENVIRONMENT  
ONLY PRINT THE PAGES YOU ACTUALLY NEED**

### 80 x 40 m dressage arena



MOVEMENT		TO BE JUDGED	MARK	REMARK
1	<b>AXCM</b>	Enter in Working Trot. Proceed down centre line without halting.	Drive on a straight line. Accuracy. Quality of trot	
2	<b>MIE</b>	Medium Trot	Move off to Working Trot. Quality of Medium Trot, Regularity, Ground Cover, Impulsion.	
3	<b>EV</b> <b>V</b> <b>VK</b>	Collected Trot Circle left 15m Collected Trot	Quality of collection. Balance, Suppleness, Rhythm, Bending, Accuracy.	
4	<b>K</b> <b>A-F</b>	Collected Trot Transition to working canter left	Correct sequence of footfalls in canter transition, correct leg	
5	<b>FP</b> <b>PLP</b>  <b>PR</b>	Working Canter Left Circle left 20m in working canter with transition to working trot in second half of circle between L & P Working Trot	Rhythm, Balance, Fluency of Trot transition	
6	<b>RMC</b>	Walk	Regularity, Quality of Steps, Contact	
7	<b>CH</b> <b>HIB</b>	Working Trot Medium Trot	Quality of Medium Trot, Regularity, Ground Cover, Impulsion.	
8	<b>BP</b> <b>P</b> <b>PF</b>	Collected Trot Circle right 15m Collected Trot	Quality of collection. Balance, Suppleness, Rhythm, Bending, Accuracy.	
9	<b>F</b> <b>A-K</b>	Collected Trot Transition to working canter right	Correct sequence of footfalls in canter transition, correct leg	
10	<b>KV</b> <b>VLV</b>  <b>VE</b>	Working Canter right Circle right 20m in working canter with transition to working trot in second half of circle L & V Working Trot	Rhythm, Balance, Fluency of Trot transition	
11	<b>EH</b> <b>HCM</b>	8-10m deviation in Working Trot Working Trot	Accuracy, Suppleness, Bending, Impulsion	
12	<b>MRV</b> <b>VF</b>	Extended Trot Working Trot	Transition, Rhythm, Impulsion, Contact, Lengthening of frame and steps, Transition Bending	
13	<b>FB</b>	8-10m deviation in Working Trot	Accuracy, Suppleness, Bending, Impulsion	
14	<b>BRI</b> <b>I</b>	Working Trot Halt. Driver on Centre Line. Immobility	Transitions, On Bit, Clear moment of immobility	
15	<b>I</b>	Rein back 5 Steps	On bit, Obedience, Quality of diagonal steps, contact, straightness	
16	<b>IC</b>	Free walk, 25m loop. Loop to go to the edge of arena	Freedom, Regularity, Stretching, Overstepping, Energy	
17	<b>CI</b>	Working Trot, 25m loop. Loop to go to the edge of arena	Accuracy, Suppleness, Bending, Impulsion	
18	<b>IL</b>	Working Trot 30m loop allowing the horse to stretch. Loop to go to edge of arena. Just before L retake the contact.	Rhythm, Balance, Relaxation, taking the contact, Stretching	
19	<b>LPFAD</b> <b>DG</b>	Working Trot Extended Trot	Transition, Rhythm, Impulsion, Contact, Lengthening of frame and steps. Transitions, bending	
20	<b>G</b>	Halt, Immobility, Salute	Straightness, Balance, to the Bit	

21	ATHLETE	Use of aids, handling of reins and whip, position on the box, accuracy of figures and transitions. The mark must reflect the consistent level of accuracy and quality of the transitions.		
22	GENERAL IMPRESSION AND PRESENTATION	Appearance of athlete and grooms, correctness, cleanliness of harness and harmonizing with carriage. Fitness, matching and condition of Horse(s), balanced picture of the complete turnout. Harmony between horse(s) and athlete.		

**MAXIMUM MARKS: 220**

**CO-EFFICIENT: 0.73**

All the Judges marks will be added together, multiplied by the co-efficient, divided by the number of Judges and deducted from 160, which will give a penalty score to which are added any incident penalties.

**TOTAL THIS PAGE**

**CARRIED OVER  
FROM PREVIOUS PAGE**

**TOTAL MARK**

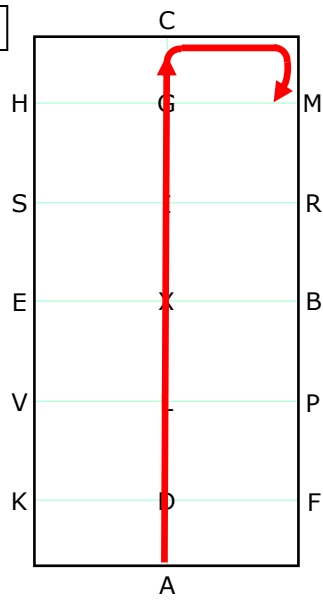

<b>Incident</b> (to be completed by judge at C)	<b>Penalties</b>
<b>TOTAL PENALTIES</b>	

**Signature of Judge..... position at .....**

<b>The scale of Marks</b>	
10	Excellent
9	Very good
8	Good
7	Fairly good
6	Satisfactory
5	Sufficient
4	Insufficient
3	Fairly bad
2	Bad
1	Very bad
0	Not performed

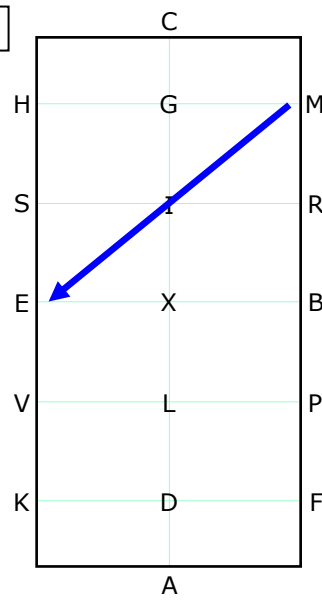
<b>Errors of Course</b>	
<b>Disobedience</b>	
<b>Dismounting of Grooms</b>	
First incident:	5 penalties
Second incident:	10 penalties
Third incident:	Elimination

1



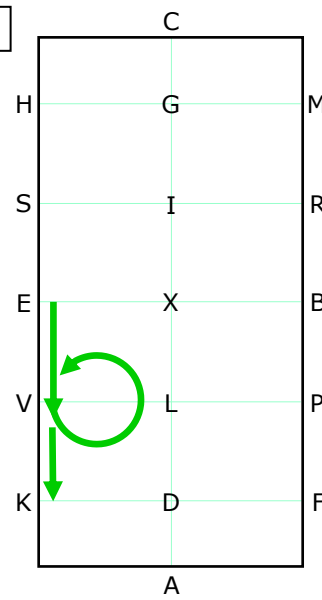
**AXCM** Enter at working trot  
Proceed down centre line  
without halting

2



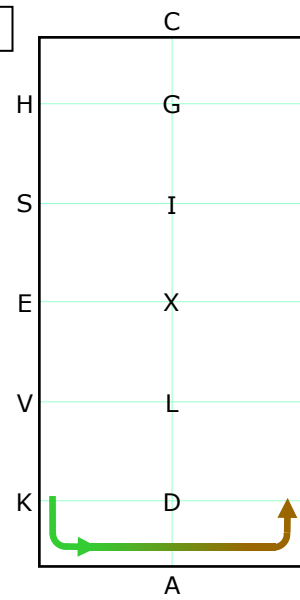
**MIE** Medium trot

3



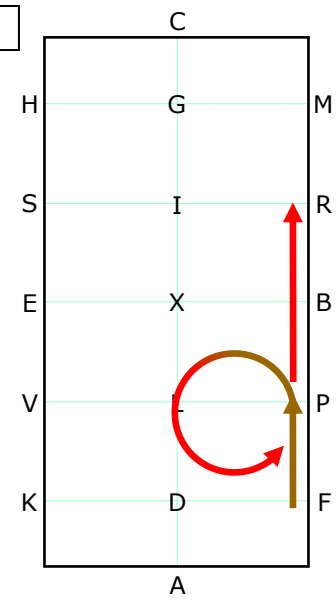
**EV** Collected trot  
**V** Circle left 15m  
**VK** Collected trot

4



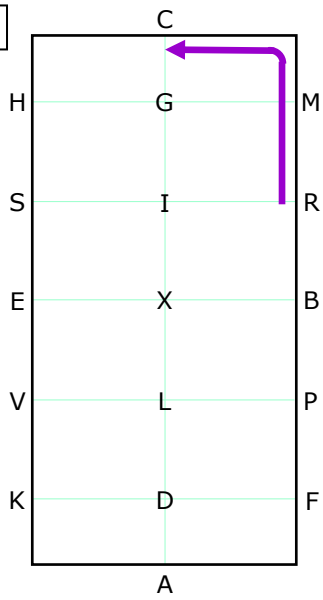
**K** Collected trot  
**A-F** Transition to  
working canter left

5



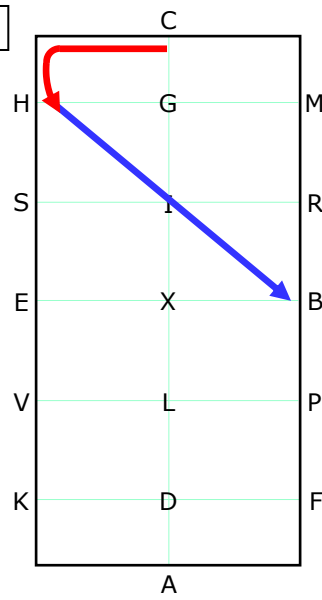
**FP** Working canter left  
**PLP** Circle left 20m in working canter  
Transition to working trot in  
second half of circle  
**PR** Working trot

6



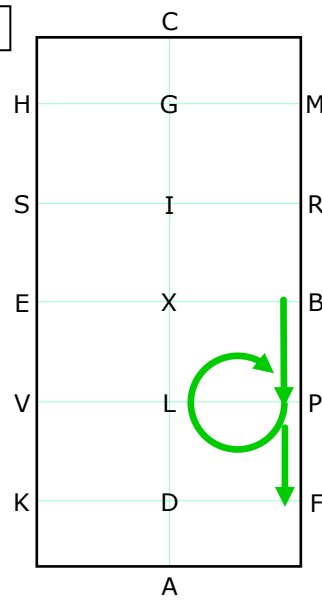
**RMC** Walk

7



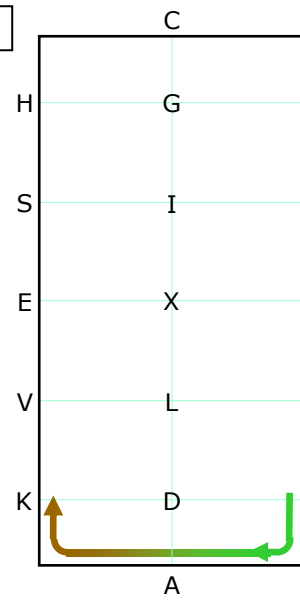
**CH** Working trot  
**HIB** Medium trot

8



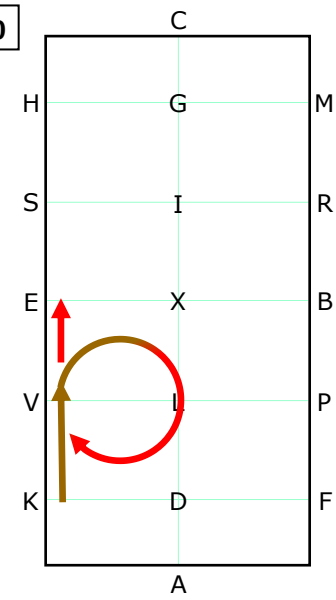
**BP** Collected trot  
**P** Circle right 15m  
**PF** Collected trot

9



**F** Collected trot  
**AK** Transition to working  
canter right

10

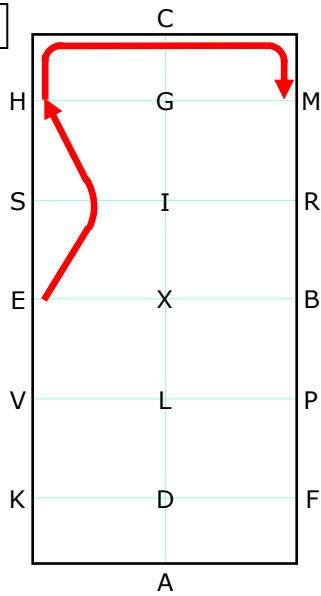


**KV** Working canter right  
**VLV** Circle right 20m in working canter  
Transition to working trot  
in second half of circle  
**VE** Working trot

DRIVEN DRESSAGE TEST BC Open Singles (2021)

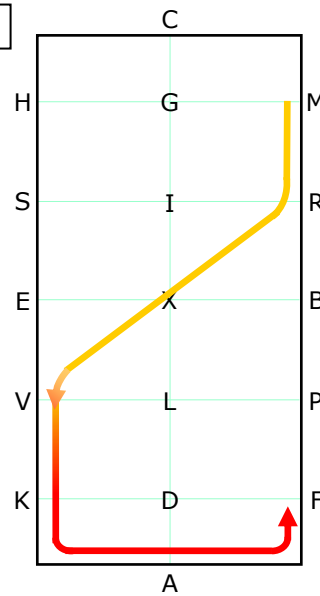
Arena size: 80 x 40 m

11



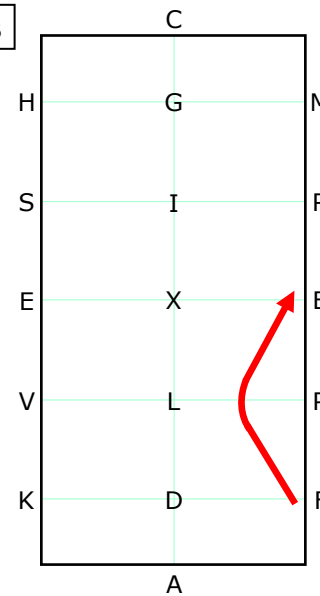
**EH** 8-10m deviation  
in working trot  
**HCM** working trot

12



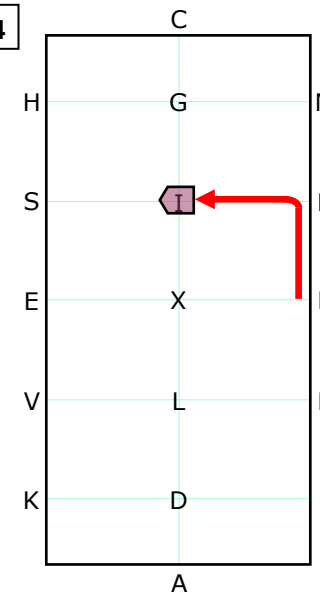
**MRV** Extended trot  
**VF** Working trot

13



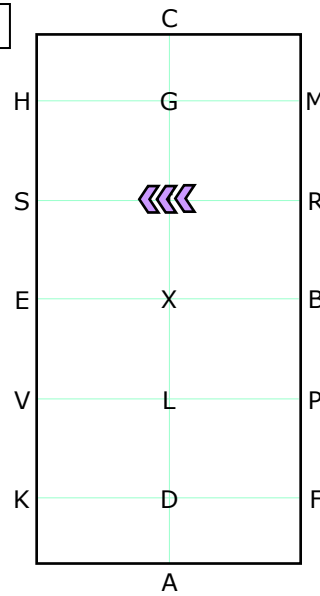
**FB** 8-10m deviation  
in working trot

14



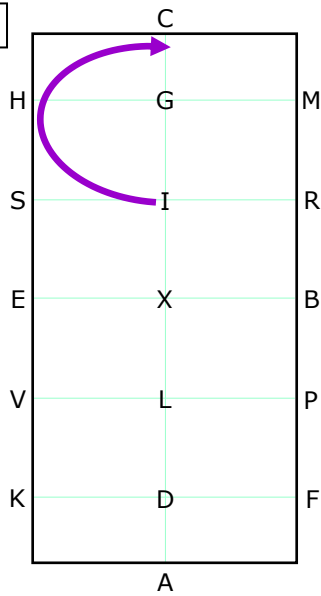
**BRI** Working trot  
**I** Halt. Driver on centre line.  
Immobility

15



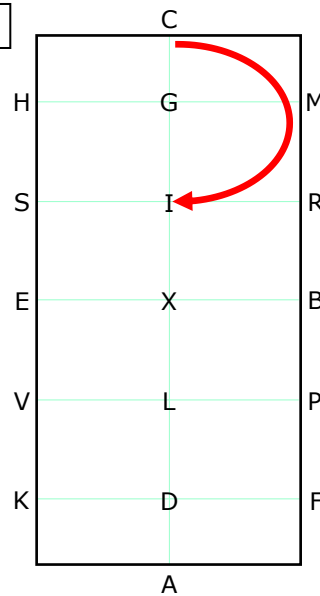
**I** Rein back 5 steps

16



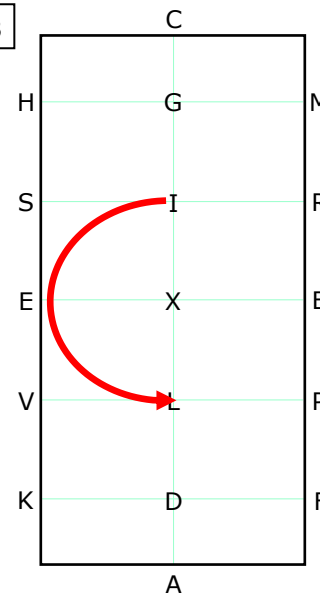
**IC** Free walk  
25m loop  
Loop to edge of arena

17



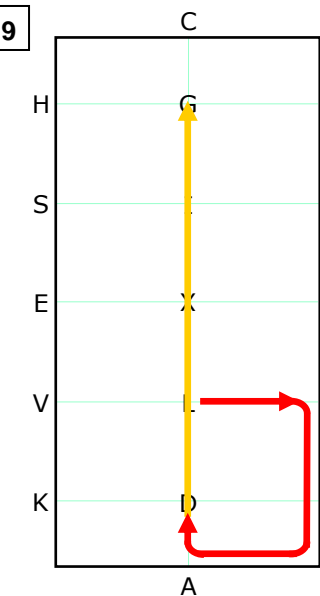
**CI** Working trot  
25m loop  
Loop to edge of arena

18



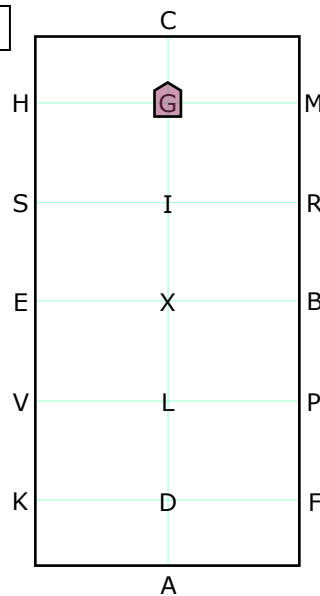
**IL** Working trot 30m loop  
allowing horse to stretch  
Loop to edge of arena  
Just before L retake contact

19



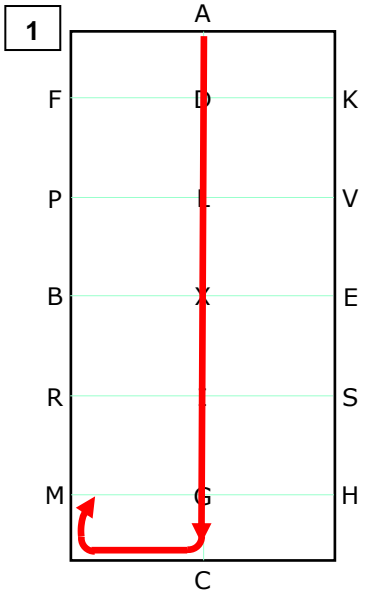
**LPFAD** Working trot  
**DG** Extended trot

20

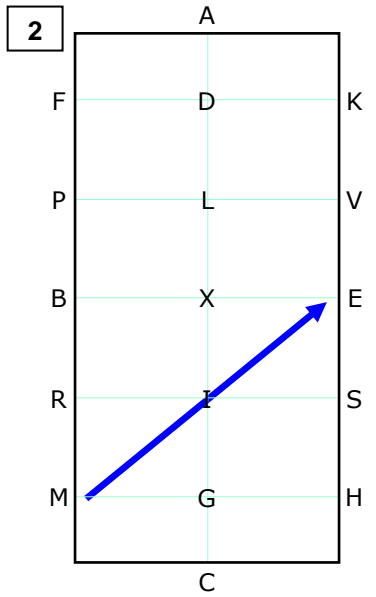


**G** Halt  
Immobility  
Salute

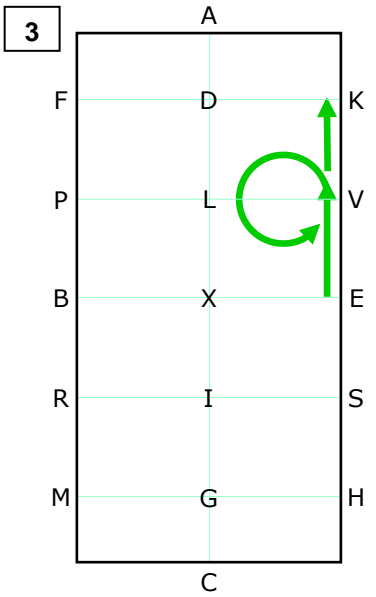
Arena size: 80 x 40 m



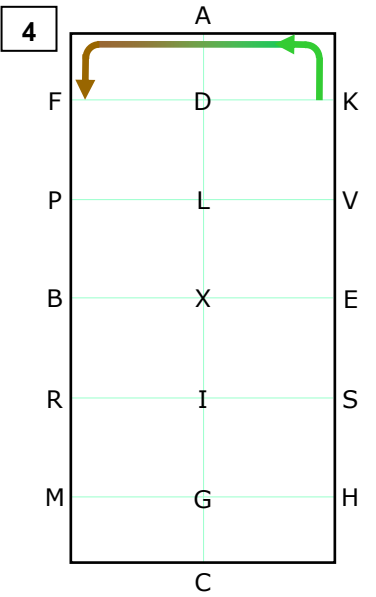
**1**  
**AXCM** Enter at working trot  
Proceed down centre line  
without halting



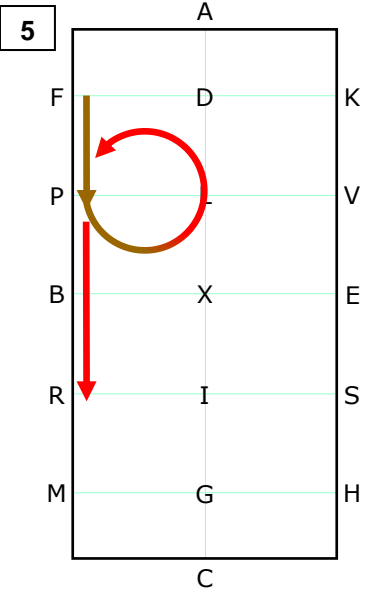
**2**  
**MIE** Medium trot



**3**  
**EV** Collected trot  
**V** Circle left 15m  
**VK** Collected trot

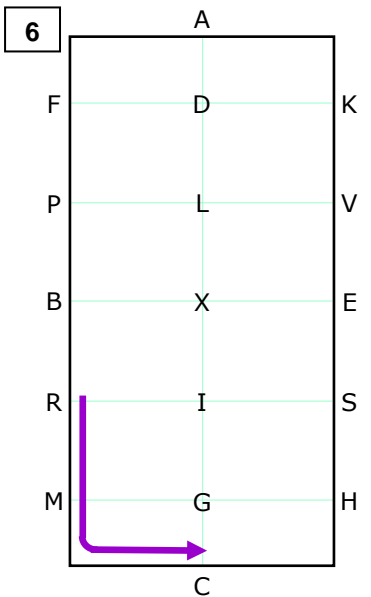


**4**  
**K** Collected trot  
**A-F** Transition to  
working canter left

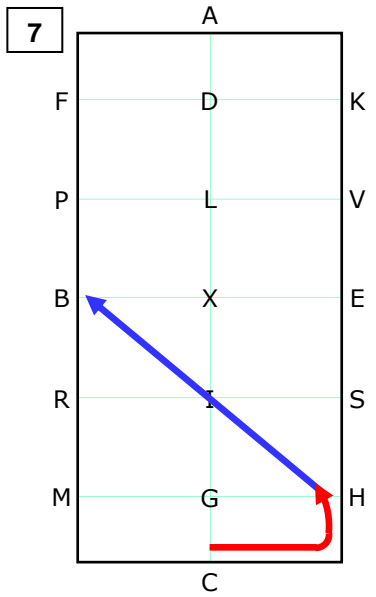


**5**  
**FP** Working canter left  
**PLP** Circle left 20m in working canter  
Transition to working trot in  
second half of circle  
**PR** Working trot

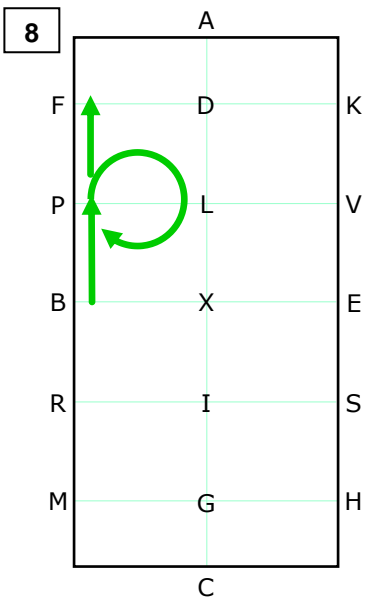
RXV Progressively show  
Medium trot



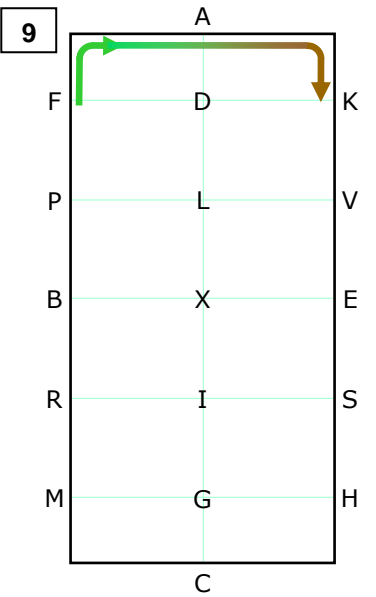
**6**  
**RMC** Walk



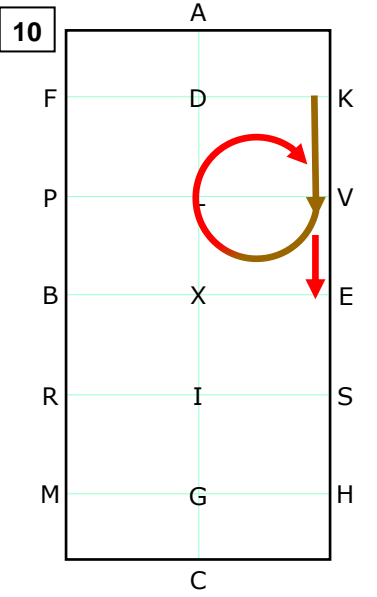
**7**  
**CH** Working trot  
**HIB** Medium trot



**8**  
**BP** Collected trot  
**P** Circle right 15m  
**PF** Collected trot



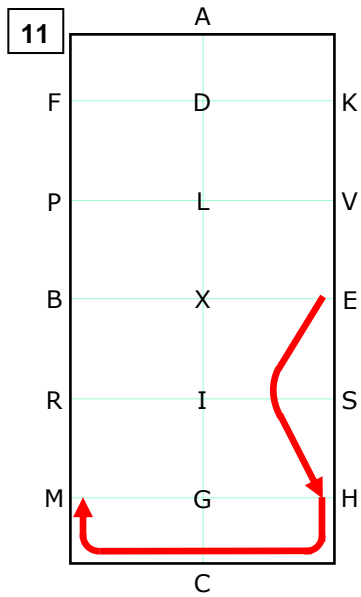
**9**  
**F** Collected trot  
**AK** Transition to working  
canter right



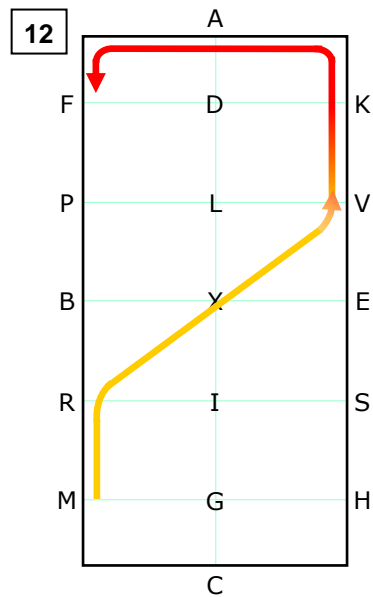
**10**  
**KV** Working canter right  
**VLV** Circle right 20m in working canter  
Transition to working trot  
in second half of circle  
**VE** Working trot

DRIVEN DRESSAGE TEST BC Open Singles (2021)

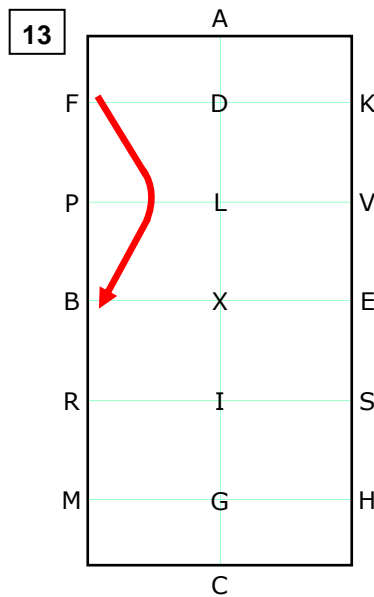
Arena size: 80 x 40 m



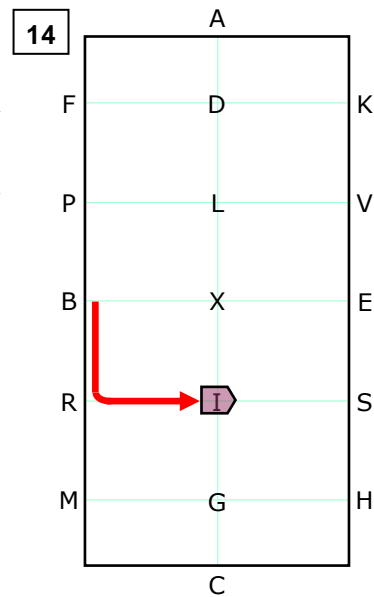
**EH** 8-10m deviation in working trot  
**HCM** working trot



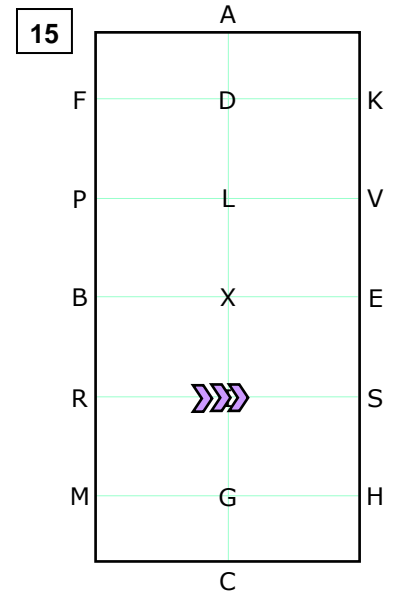
**MRV** Extended trot  
**VF** Working trot



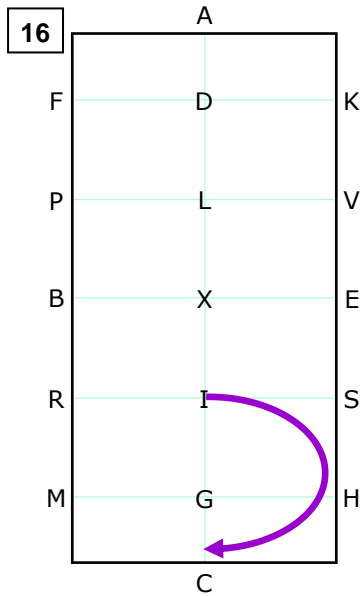
**FB** 8-10m deviation in working trot



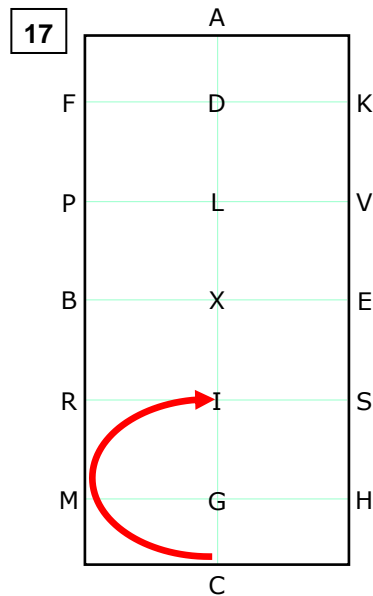
**BRI** Working trot  
**I** Halt. Driver on centre line. Immobility



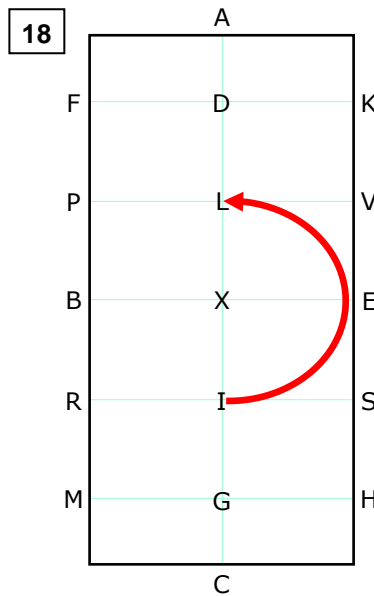
**I** Rein back 5 steps



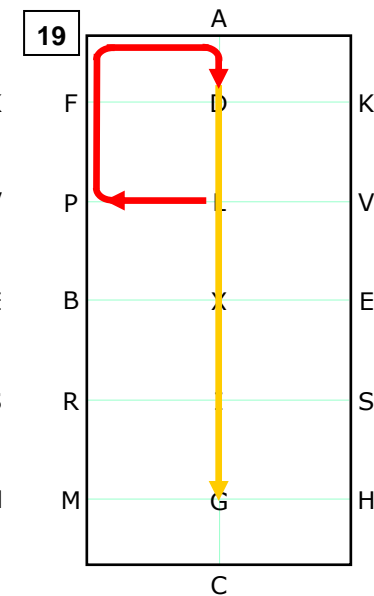
**IC** Free walk  
25m loop  
Loop to edge of arena



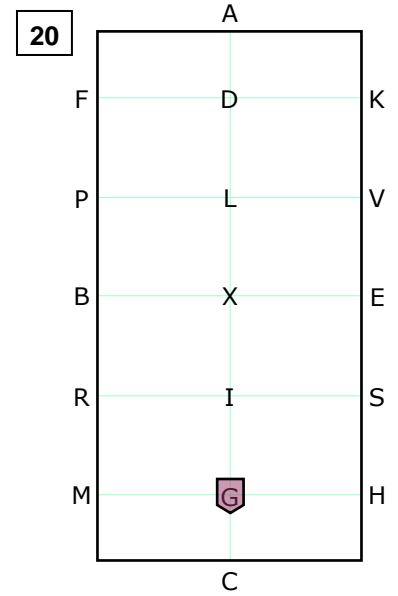
**CI** Working trot  
25m loop  
Loop to edge of arena



**IL** Working trot 30m loop allowing horse to stretch  
Loop to edge of arena  
Just before L retake contact



**LPFAD** Working trot  
**DG** Extended trot



**G** Halt  
Immobility  
Salute